

LED MR11



Features:

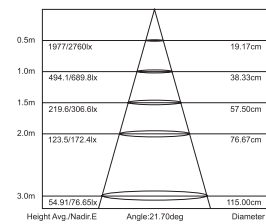
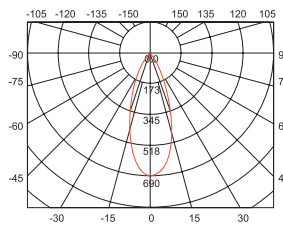
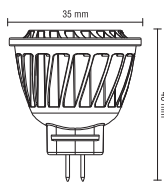
- Smart heat sink design
- 20W halogen lamp equivalent
- Switching power supply
- CE and RoHS compliant

Cautions:

- Non-dimmable
- Power off before replacement
- Don't touch the lamp when lighting
- Don't use it in sealed fixture

Part No.	MR11 KP03P4	MR11 WP03P4
Watt (W)	4	4
Comparable Halogen Wattage (W)	20	20
CCT(K)	2700K	3000K
Luminous Flux (lm)	200	200
Luminous Intensity (cd)	1100	1150
Energy Efficiency Classes	A	A
Voltage (V)	ADC12V	ADC12V
CRI (Ra)	80	80
Dimmable	No	No
Socket	GU4	GU4
Beam Angle (°)	21	21
Lifetime (hrs)	25,000	25,000
Weight (g)	19	19

Mechanical Drawing



Photometric Diagrams

Application:

- Home, villa and other residential buildings,
- Hotels, restaurants, bars, cafes,
- Office and Government buildings.



Indoor



Bar



Hotel



Clothing store



Office



Restaurant

LED Tube

LED Luminaire

LED Bulb

LED Spotlight

LED PAR Light